

# Train timetable









Valid from 13 December 2015

Cambridge to Ely, Peterborough  
and Norwich

## Generic notes and symbols

**Bold** Times in bold are direct services operated by Abellio Greater Anglia  
*Italic* Times in italics are connecting train services with one change of train.  
Other connections may be available with further changes

**0640** For the comfort and safety of all passengers, only folded cycles can be accommodated during busy times. Trains that these conditions apply to are highlighted throughout this timetable

 First Class accommodation available  
 Seat reservations possible  
 PlusBus operates from this station  
 Bus link  
 Connections with Ferry services  
 Airport interchange  
 Interchange with London Underground  
 Trolley service

a Arrival time  
d Departure time  
x Stops on request

FO Fridays only  
FX Mondays to Thursdays only  
SO Saturdays only

**All services are operated by Abellio Greater Anglia unless otherwise shown below:**

EM Operated by East Midlands Trains  
GN Operated by Great Northern  
XC Operated by CrossCountry

Table 10: EM, GN and XC trains are included to show the full service available between Stansted Airport, Cambridge, Ely and Peterborough / Norwich. These times are correct at time of going to press but Abellio Greater Anglia cannot be held responsible for them

# Notes and symbols

## 10 Cambridge to Ely, Peterborough and Norwich

- b Connection only applies on Mondays and Fridays
- c Change at Bishops Stortford and Cambridge
- e Change at Cambridge
- f Change at Stansted Airport and Cambridge

## Cambridge to Ely, Peterborough and Norwich

## Mondays to Fridays

		XC	XC		GN	EM		EM	GN	XC		EM	
		1◇	1◇	1	1	◇	1	◇	1	1◇	1	◇	
London Liverpool St	⊖ d	0410b			0510c 0510 0528								
Stansted Airport	+ d	0516			0612								
Cambridge	⊖ d	0515	0555	0605	0617	0652 0656 0704 0723							
Waterbeach	d	0623				0658							
Ipswich	⊖ d						0600						
Ely	⊖ a	0529	0609	0619	0633	0656		0708	0710	0718	0738		
Ely	⊖ d	0530	0610	0620	0651		0656	0705	0712	0719	0744		
Manea	d	0620			0707								
March	d	0546	0628	0707			0715	0729		0800			
Whittlesea	d	0558	0639	0726			0740		0812				
Peterborough	⊖ a	0608	0650	0725			0737	0750		0822			
Shippea Hill	d										0728x		
Lakenheath	d												
Brandon	d	0636			0720				0738				
Thetford	d	0644			0729				0747				
Harling Road	d	0653							0755				
Eccles Road	d	0658							0800				
Attleborough	d	0704			0743				0806				
Spooner Row	d										0811x		
Wymondham	d	0711			0750				0816				
Norwich	⊖ a	0727			0813				0830				

		GN	XC	EM	GN		EM	GN		XC	GN		EM
		1	1◇	◇	1	1	◇	1	1	1◇	1	1	◇
London Liverpool St	⊖ d	0558	0625		0658								0728e
Stansted Airport	+ d	0721			0821								
Cambridge	⊖ d	0733	0801	0806		0812	0838		0901	0909	0912		
Waterbeach	d	0739	0812			0844							
Ipswich	⊖ d						0803						
Ely	⊖ a	0749	0814	0822		0826	0854		0858	0914	0924	0927	
Ely	⊖ d	0815		0815	0828		0848	0858		0915	0927		0945
Manea	d						0909						
March	d	0832					0907		0917	0932			
Whittlesea	d							0928					
Peterborough	⊖ a	0850			0925			0939		0950			
Shippea Hill	d												
Lakenheath	d												
Brandon	d				0844				0943				
Thetford	d	0837		0853			0951					1006	
Harling Road	d												
Eccles Road	d												
Attleborough	d	0851		0908			1006						
Spooner Row	d										1011x		
Wymondham	d	0858		0915			1016						
Norwich	⊖ a	0913		0930			1030					1044	

## Ooh, the Annual Gold Card Season Ticket

Find out more about the great benefits

[abelliogreateranglia.co.uk/goldcard](http://abelliogreateranglia.co.uk/goldcard)



## Cambridge to Ely, Peterborough and Norwich

## Mondays to Fridays

	EM	GN	XC	EM	GN	EM	XC	EM	EM
	◇	□	□◇	◇	□	□	◇	□	□◇
London Liverpool St	⊕ d	0803	0833e		0858		0928e		
Stansted Airport	↔ d		0921				1027		
Cambridge	⊕ d	0935	1001	1012	1035		1101	1112	
Waterbeach	d	0941			1041				
Ipswich	⊕ d					1000			
Ely	⊕ a	0951	1014	1026	1051	1058	1114	1126	
Ely	⊕ d	0946	1015	1017	1028	1053	1058	1115	1121
Manea	d					1109			
March	d		1032			1117	1132		1208
Whittlesea	d					1128			
Peterborough	⊕ a	1026	1050			1127	1139	1150	1224
Shippea Hill	d								
Lakenheath	d								
Brandon	d			1044					1144
Thetford	d			1038	1053			1143	1153
Harling Road	d								
Eccles Road	d								
Attleborough	d			1108					1208
Spooner Row	d								
Wymondham	d			1115					1215
Norwich	⊕ a		1112	1130				1215	1230

	GN	XC	EM	EM	GN	XC	EM	EM	GN
	□	□◇	◇	□	◇	□	□◇	◇	□
London Liverpool St	⊕ d	0958	1028e		1058		1128e		1158
Stansted Airport	↔ d		1127				1227		
Cambridge	⊕ d	1135	1201	1212	1235	1301	1312	1335	
Waterbeach	d	1141			1241				1341
Ipswich	⊕ d				1158				
Ely	⊕ a	1151	1214	1226	1251	1258	1314	1326	1351
Ely	⊕ d	1215	1216	1228	1248	1258	1315	1317	1328
Manea	d					1309			
March	d	1232				1317	1332		
Whittlesea	d					1328			
Peterborough	⊕ a	1250		1323	1339	1350		1425	
Shippea Hill	d								
Lakenheath	d								
Brandon	d		1244					1344	
Thetford	d		1238	1253			1339	1353	
Harling Road	d								
Eccles Road	d								
Attleborough	d		1308					1408	
Spooner Row	d								
Wymondham	d		1315					1415	
Norwich	⊕ a		1313	1330			1413	1430	

We care about making  
your journeys better



Find out how we are investing  
to improve your journeys at

[abelliogreateranglia.co.uk/improving](http://abelliogreateranglia.co.uk/improving)

## Cambridge to Ely, Peterborough and Norwich

## Mondays to Fridays

	XC	EM	EM	GN	XC	EM	GN	EM	GN
	1◇	◇	1	◇	1	1	1◇	◇	1
London Liverpool St	1228e			1258		1328e		1358	
Stansted Airport	1327					1427			
Cambridge	1401	1412	1435		1501		1512	1524	1535
Waterbeach			1441					1531	1541
Ipswich					1358				
Ely	1414	1426	1451	1458	1514		1526	1541	1551
Ely	1415	1416	1428	1448	1458	1515	1516	1528	1547
Manea					1509				
March	1432				1517	1532			
Whittlesea					1528				
Peterborough	1450		1527		1539	1550			1625
Shippea Hill									
Lakenheath									
Brandon			1444					1544	
Thetford		1438	1453				1538	1553	
Harling Road									
Eccles Road									
Attleborough			1508					1608	
Spooner Row									
Wymondham			1515					1615	
Norwich		1511	1530				1613	1630	

	XC	EM	GN	EM	GN	XC	EM	EM
	1◇	◇	1	1	◇	1	1◇	◇
London Liverpool St	1428e				1458		1528e	1558
Stansted Airport	1527						1627	
Cambridge	1601	1612	1619		1635		1701	1712
Waterbeach			1626		1642			1728
Ipswich					1600			
Ely	1614	1626	1635		1651	1658	1714	1726
Ely	1615	1616	1628		1647	1658	1715	1716
Manea						1709		
March	1632					1717	1732	
Whittlesea						1728		
Peterborough	1650			1722		1739	1750	
Shippea Hill								
Lakenheath								
Brandon			1644					1744
Thetford		1637	1653				1738	1753
Harling Road								
Eccles Road								
Attleborough			1708					1808
Spooner Row								
Wymondham			1715					1815
Norwich		1713	1729				1813	1829

# All aboard for the £10 Railcard

For you or a friend

With the **Annual Gold  
Card Season Ticket**

[abelliogreateranglia.co.uk/goldcard](http://abelliogreateranglia.co.uk/goldcard)



## Cambridge to Ely, Peterborough and Norwich

## Mondays to Fridays

	GN	XC	EM	GN		EM		GN	XC	GN			
	□	□◇	◇	□	□	□◇	□	◇	□	□	□◇	□	
London Liverpool St	⊖ d	1628e		1707				1737e					
Stansted Airport	↔ d	1727									1821		
Cambridge	⏸ d	1740	1801		1806	1812	1817	1823		1839	1901	1909	
Waterbeach	d	1747					1823	1829		1846			
Ipswich	⏸ d									1749			
Ely	⏸ a	1756	1814		1821	1826	1833	1840		1852	1855	1914	1923
Ely	⏸ d		1815	1820		1828			1852	1858		1915	
Manea	d		1826							1909			
March	d		1834						1908	1917		1932	
Whittlesea	d									1928			
Peterborough	⏸ a		1850						1926	1939		1950	
Shippea Hill	d												
Lakenheath	d												
Brandon	d					1844							
Thetford	d			1841		1853							
Harling Road	d												
Eccles Road	d												
Attleborough	d					1908							
Spooner Row	d												
Wymondham	d					1915							
Norwich	⏸ a			1915		1929							

	EM		EM	GN	XC	EM	GN		GN			
	◇	□◇	□	◇	□	□◇	◇	□	□◇	□	□	□
London Liverpool St	⊖ d	1807		1837e				1907				
Stansted Airport	↔ d			1921								
Cambridge	⏸ d	1919	1925		1939	2001		2007	2014	2020	2040	
Waterbeach	d	1925			1946				2020		2046	
Ipswich	⏸ d											2000
Ely	⏸ a	1935	1939		1955	2014		2022	2030	2034	2056	2059
Ely	⏸ d	1928	1940	1952		2015	2018			2037		2059
Manea	d											2109
March	d					2032						2117
Whittlesea	d											2128
Peterborough	⏸ a			2025		2050						2139
Shippea Hill	d											
Lakenheath	d											
Brandon	d		1956							2053		
Thetford	d	1951	2004				2038			2101		
Harling Road	d											
Eccles Road	d											
Attleborough	d		2019							2116		
Spooner Row	d											
Wymondham	d		2027							2124		
Norwich	⏸ a	2022	2041				2113			2138		

**LONDON'S**  
 = DOUBLE THE =  
**FUN**  
 ★★★★★ when you ★★★★★  
**2FOR1**

Offers on over  
 150 attractions when  
 you take the train with  
**Abellio Greater Anglia**

[abelliogreateranglia.co.uk/2for1](http://abelliogreateranglia.co.uk/2for1)

## Cambridge to Ely, Peterborough and Norwich

## Mondays to Fridays

	XC	GN	GN	EM	GN	GN	GN	GN	GN	GN
	◇	◇	◇	◇	◇	◇	◇	◇	◇	◇
London Liverpool St	⊕ d	1928e	1958		2028	2110f	2128	2158	2228	
Stansted Airport	+ d	2021			2127	2205	2227	2257		
<b>Cambridge</b>	⊖ d	2101	2110	2115	2140	2210	2240	2255	2310	2340
Waterbeach	d	2116	2146		2216	2246	2316	2346	0016	
Ipswich	⊖ d									
<b>Ely</b>	⊖ a	2114	2126	2130	2156	2226	2257	2309	2326	2357
<b>Ely</b>	d	2115	2130	2216		2310				
Manea	d									
March	d	2132								
Whittlesea	d									
<b>Peterborough</b>	⊖ a	2150								
Shippea Hill	d									
Lakenheath	d									
Brandon	d		2146				2326			
Thetford	d		2155	2237			2334			
Harling Road	d									
Eccles Road	d									
Attleborough	d		2210	2251			2349			
Spooner Row	d									
Wymondham	d		2217	2258			2357			
<b>Norwich</b>	⊖ a		2232	2318			0011			

For up to date news and offers

LIKE US

= on =

FACEBOOK



facebook.com/GreaterAnglia



## Cambridge to Ely, Peterborough and Norwich

## Saturdays

	XC	XC		EM	GN		EM	XC		EM	GN	EM
	1◇	1◇	1	◇	1	1	◇	1◇	1	◇	1	◇
London Liverpool St	⊖ d	0410						0525			0558	
Stansted Airport	+ d	0525						0627			0648	
Cambridge	⊖ d	0515	0555	0607		0635		0657	0700		0735	
Waterbeach	d					0641					0741	
Ipswich	⊖ d						0600					
Ely	⊖ a	0529	0609	0621		0651	0656		0711	0715		0751
Ely	⊖ d	0530	0610	0622	0648		0656	0706	0712	0716	0748	0814
Manea	d		0620				0707					
March	d	0546	0628		0707		0715		0729		0804	
Whittlesea	d	0558	0639				0726		0740		0814	
Peterborough	⊖ a	0608	0650		0725		0737		0750		0827	
Shippea Hill	d									0725x		
Lakenheath	d											
Brandon	d			0638				0722		0735		
Thetford	d			0647				0730		0743		0836
Harling Road	d			0655						0752		
Eccles Road	d			0700						0757		
Attleborough	d			0706				0744		0803		0850
Spooner Row	d									0808x		
Wymondham	d			0714				0751		0813		0857
Norwich	⊖ a			0728				0813		0830		0915

	XC		EM	GN		XC		EM	EM	GN	XC	EM
	1◇	1	◇	1	1	1◇	1	◇	◇	1	1◇	◇
London Liverpool St	⊖ d	0628e			0658		0728e			0758	0828e	
Stansted Airport	+ d	0727			0748		0827				0927	
Cambridge	⊖ d	0801	0812		0835		0901	0912		0935	1001	
Waterbeach	d				0841					0941		
Ipswich	⊖ d					0800						
Ely	⊖ a	0814	0826		0851	0858	0914	0926		0951	1014	
Ely	⊖ d	0815	0828	0848		0858	0915	0928	0945	0946		1021
Manea	d					0909						
March	d	0832		0905		0917	0932				1032	
Whittlesea	d					0928						
Peterborough	⊖ a	0850		0923		0939	0950			1021	1050	
Shippea Hill	d											
Lakenheath	d											
Brandon	d		0844					0944				
Thetford	d		0853					0953	1007			1043
Harling Road	d											
Eccles Road	d											
Attleborough	d		0908					1008				
Spooner Row	d											
Wymondham	d		0915					1015				
Norwich	⊖ a		0930					1030	1043			1115

LONDON'S  
= DOUBLE THE =  
**FUN**  
★★★★ when you ★★★★★  
**2FOR1**

Offers on over  
150 attractions when  
you take the train with  
**Abellio Greater Anglia**

[abelliogreateranglia.co.uk/2for1](http://abelliogreateranglia.co.uk/2for1)

## Cambridge to Ely, Peterborough and Norwich

Saturdays

		EM	GN		XC	EM		EM	GN	XC	EM	
		◇	◇	◇	◇	◇	◇	◇	◇	◇	◇	◇
London Liverpool St	⊕ d		0858		0928e				0958	1028e		
Stansted Airport	↔ d				1027					1127		
Cambridge	⌄ d	1012		1035	1101		1112		1135	1201		1212
Waterbeach	d		1041						1141			
Ipswich	⌄ d			0958								
Ely	⌄ a	1026		1051	1058	1114		1126		1151	1214	1226
Ely	⌄ d	1028	1048	1058	1115	1116	1128	1148		1215	1216	1228
Manea	d			1109								
March	d			1117	1132			1205		1232		
Whittlesea	d			1128								
Peterborough	⌄ a		1119	1139	1149			1221		1249		
Shippea Hill	d											
Lakenheath	d											
Brandon	d	1044					1144					1244
Thetford	d	1053				1137	1153				1238	1253
Harling Road	d											
Eccles Road	d											
Attleborough	d	1108					1208					1308
Spooner Row	d											
Wymondham	d	1115					1215					1315
Norwich	⌄ a	1130				1213	1230				1313	1330

		EM	GN		XC	EM		EM	GN	XC	EM		EM
		◇	◇	◇	◇	◇	◇	◇	◇	◇	◇	◇	◇
London Liverpool St	⊕ d		1058		1128e				1158	1228e			
Stansted Airport	↔ d				1227					1327			
Cambridge	⌄ d		1235		1301		1312		1335	1401		1412	
Waterbeach	d		1241						1341				
Ipswich	⌄ d			1158									
Ely	⌄ a		1251	1258	1314		1326		1351	1414		1426	
Ely	⌄ d	1248	1258	1315	1316	1328	1348		1415	1416	1428	1448	
Manea	d			1309									
March	d			1317	1331					1432			
Whittlesea	d			1328									
Peterborough	⌄ a	1326	1339	1349			1425		1450			1523	
Shippea Hill	d												
Lakenheath	d												
Brandon	d					1344						1444	
Thetford	d				1337	1353				1437	1453		
Harling Road	d												
Eccles Road	d												
Attleborough	d					1408						1508	
Spooner Row	d												
Wymondham	d					1415						1515	
Norwich	⌄ a				1413	1430				1513	1530		

# All aboard for the £10 Railcard

For you or a friend

With the **Annual Gold  
Card Season Ticket**

[abelliogreateranglia.co.uk/goldcard](http://abelliogreateranglia.co.uk/goldcard)



## Cambridge to Ely, Peterborough and Norwich

## Saturdays

	GN	XC	EM	EM	GN	XC	EM	EM	GN			
	□	□	□◇	◇	□	◇	□	□◇	◇	□	◇	□
London Liverpool St	⊕ d	1258		1328e			1358	1428e				1458
Stansted Airport	← d			1427			1527					
Cambridge	⊕ d	1435		1501		1512		1535	1601		1612	1635
Waterbeach	d	1441						1541				1641
Ipswich	⊕ d		1358									
Ely	⊕ a	1451	1458	1514		1526		1551	1614		1626	1651
Ely	d		1458	1515	1521	1527	1547		1615	1616	1628	1647
Manea	d		1509									
March	d		1517	1532					1632			
Whittlesea	d		1528									
Peterborough	⊕ a		1539	1549			1625		1650			1723
Shippea Hill	d											
Lakenheath	d				1540x							
Brandon	d				1546						1644	
Thetford	d				1542	1554				1638	1653	
Harling Road	d											
Eccles Road	d											
Attleborough	d					1609					1708	
Spooner Row	d											
Wymondham	d					1617					1715	
Norwich	⊕ a				1615	1631				1713	1730	

	XC	EM	EM	GN	XC	EM	EM	GN				
	□	□◇	◇	□	◇	□	□◇	◇	□	◇	□	
London Liverpool St	⊕ d		1528e			1558	1628e				1658	
Stansted Airport	← d		1627			1727						
Cambridge	⊕ d		1701		1712		1735	1801		1812	1835	
Waterbeach	d					1741					1841	
Ipswich	⊕ d	1558									1758	
Ely	⊕ a	1658	1714		1726		1751	1814		1826	1851	1858
Ely	d	1658	1715	1716	1728	1747		1815	1816	1828	1848	1858
Manea	d	1709						1825				1909
March	d	1717	1732					1834			1905	1917
Whittlesea	d	1728										1928
Peterborough	⊕ a	1739	1749			1823		1851			1924	1939
Shippea Hill	d											
Lakenheath	d											
Brandon	d				1744					1844		
Thetford	d			1737	1753				1837	1853		
Harling Road	d											
Eccles Road	d											
Attleborough	d				1808					1908		
Spooner Row	d											
Wymondham	d				1815					1915		
Norwich	⊕ a				1813	1830				1913	1930	

We care about making  
your journeys better



Find out how we are investing  
to improve your journeys at

[abelliogreateranglia.co.uk/improving](http://abelliogreateranglia.co.uk/improving)

## Cambridge to Ely, Peterborough and Norwich

## Saturdays

	XC	GN	EM		EM	GN	XC	EM	GN		GN		
	□◇	□	◇	□	◇	□	□◇	◇	□	□	□		
London Liverpool St	⊖ d	1728e				1758	1828e				1858		
Stansted Airport	+ d	1827					1927						
<b>Cambridge</b>	⊖ d	1901	1905		1912		1935	2001		2006	2012	2035	
Waterbeach	d						1941			2012			
Ipswich	⊖ d											1958	
Ely	⊖ a	1914	1919		1926		1951	2014		2022	2026	2049	2058
Ely	⊖ d	1915		1922	1928	1948		2015	2016		2028		2058
Manea	d												2109
March	d	1932						2032					2117
Whittlesea	d												2128
<b>Peterborough</b>	⊖ a	1950				2023		2050					2139
Shippea Hill	d												
Lakenheath	d												
Brandon	d				1944						2044		
Thetford	d			1943	1953				2038		2053		
Harling Road	d												
Eccles Road	d												
Attleborough	d				2008						2108		
Spooner Row	d												
Wymondham	d				2015						2115		
<b>Norwich</b>	⊖ a			2016	2030				2113		2130		

	GN		GN	EM	GN		GN	GN	
	□	□	□	◇	□	□	□	□	
London Liverpool St	⊖ d	1928		1958		2028	2110f	2128	2228
Stansted Airport	+ d	2027				2127	2205	2227	2327
<b>Cambridge</b>	⊖ d	2106	2112	2140		2207	2255	2310	0010
Waterbeach	d	2112		2146		2213		2316	0016
Ipswich	⊖ d								
Ely	⊖ a	2122	2126	2157		2223	2309	2326	0026
Ely	⊖ d		2128		2217		2310		
Manea	d								
March	d								
Whittlesea	d								
<b>Peterborough</b>	⊖ a								
Shippea Hill	d								
Lakenheath	d								
Brandon	d		2144				2326		
Thetford	d		2153		2238		2334		
Harling Road	d								
Eccles Road	d								
Attleborough	d		2208		2252		2349		
Spooner Row	d								
Wymondham	d		2215		2259		2357		
<b>Norwich</b>	⊖ a		2232		2319		0011		

LONDON'S  
= DOUBLE THE =  
**FUN**  
★★★★ when you ★★★★★  
**2FOR1**

Offers on over  
150 attractions when  
you take the train with  
**Abellio Greater Anglia**

[abelliogreateranglia.co.uk/2for1](http://abelliogreateranglia.co.uk/2for1)

## Cambridge to Ely, Peterborough and Norwich

## Sundays

		GN	GN			XC	GN	EM		XC	GN		
		□	□	□	□	□◇	□	◇	□	□◇	□	□	
London Liverpool St	⊕ d		0828		0928				1028				
Stansted Airport	↔ d		0909		1009	1025			1109	1125			
<b>Cambridge</b>	⌚ d	0852	0906	1006		1052	1100	1106		1152	1200	1206	
Waterbeach	d		0912	1012				1112				1212	
Ipswich	⌚ d				0955							1155	
Ely	⌚ a	0906	0922	1022	1051	1106	1114	1122		1206	1214	1222	1251
Ely	⌚ d	0907			1052	1107	1115		1139	1207	1215		1252
Manea	d												
March	d				1109		1132				1232		1309
Whittlesea	d				1120								1320
<b>Peterborough</b>	⌚ a				1131		1151		1211		1251		1331
Shippea Hill	d												
Lakenheath	d	0920x				1120x							
Brandon	d	0925				1125				1223			
Thetford	d	0934				1134				1231			
Harling Road	d												
Eccles Road	d												
Attleborough	d	0949				1149				1246			
Spooner Row	d												
Wymondham	d	0956				1156				1254			
<b>Norwich</b>	⌚ a	1013				1213				1312			

		XC	GN			XC	EM	GN	EM		XC	GN	
		□	□◇	□	□	□◇	◇	□	◇	□	□◇	□	
London Liverpool St	⊕ d	1128			1228						1328		
Stansted Airport	↔ d	1209	1225		1309	1325				1409	1425		
<b>Cambridge</b>	⌚ d	1252	1300	1306	1352	1400		1406			1452	1500	1506
Waterbeach	d			1312				1412					1512
Ipswich	⌚ d									1355			
Ely	⌚ a	1306	1314	1322	1406	1414		1422		1451	1506	1514	1522
Ely	⌚ d	1307	1315		1407	1415	1419		1440	1452	1507	1515	
Manea	d												
March	d		1332			1432				1509		1532	
Whittlesea	d									1520			
<b>Peterborough</b>	⌚ a		1351			1451			1513	1531		1551	
Shippea Hill	d												
Lakenheath	d	1320x											
Brandon	d	1325			1423		1435				1523		
Thetford	d	1334			1431		1443				1531		
Harling Road	d												
Eccles Road	d												
Attleborough	d	1349			1446		1457				1546		
Spooner Row	d												
Wymondham	d	1356			1454		1504				1554		
<b>Norwich</b>	⌚ a	1413			1513		1521				1613		

**Sweet, 1/3 off  
selected tickets**

For you and up to three adults

With the **Annual Gold  
Card Season Ticket**

[abelliogreateranglia.co.uk/goldcard](http://abelliogreateranglia.co.uk/goldcard)



## Cambridge to Ely, Peterborough and Norwich

## Sundays

	EM	EM		XC	GN	EM		XC	GN	EM	EM
	◇	◇	□	□◇	□	◇	□	□	□◇	□	◇
London Liverpool St	⊕ d		1428					1528			
Stansted Airport	↔ d		1509	1525				1609	1625		
Cambridge	⌄ d		1552	1600	1606			1652	1700	1706	
Waterbeach	d				1612					1712	
Ipswich	⌄ d						1555				
Ely	⌄ a		1606	1614	1622		1651	1706	1714	1722	
Ely	⌄ d	1534	1546	1607	1615		1634	1652	1707	1715	1736 1748
Manea	d										
March	d		1603		1632			1709		1732	
Whittlesea	d							1720			
Peterborough	⌄ a		1620		1651			1731		1751	1820
Shippea Hill	d										
Lakenheath	d			1620x							
Brandon	d			1625					1723		
Thetford	d	1555		1634		1655		1731			1757
Harling Road	d										
Eccles Road	d										
Attleborough	d			1649					1746		
Spooner Row	d										
Wymondham	d			1656					1754		
Norwich	⌄ a	1635		1713			1726		1813		1830

		XC	GN	EM	EM		XC	GN	EM	EM	
	□	□◇	□	◇	◇	□	□	□◇	□	◇	□
London Liverpool St	⊕ d	1628						1728			1828
Stansted Airport	↔ d	1709	1725					1809	1825		1909
Cambridge	⌄ d	1752	1800	1806				1852	1900	1906	1952
Waterbeach	d			1812						1912	
Ipswich	⌄ d					1755					
Ely	⌄ a	1806	1814	1822			1851	1906	1914	1922	2006
Ely	⌄ d	1807	1815		1836	1848	1852	1907	1915		1926 1948 2007
Manea	d										
March	d		1832				1909		1932		
Whittlesea	d						1920				
Peterborough	⌄ a		1851			1923	1931		1951		2023
Shippea Hill	d										
Lakenheath	d										
Brandon	d	1823						1923			2023
Thetford	d	1831			1857			1931		1950	2031
Harling Road	d										
Eccles Road	d										
Attleborough	d	1846						1946			2046
Spooner Row	d										
Wymondham	d	1854						1954			2054
Norwich	⌄ a	1910			1929			2013		2026	2110

**LONDON'S**  
 = DOUBLE THE =  
**FUN**  
 ★★ ★★ when you ★★ ★★  
**2FOR1**

Offers on over  
 150 attractions when  
 you take the train with  
**Abellio Greater Anglia**

[abelliogreateranglia.co.uk/2for1](http://abelliogreateranglia.co.uk/2for1)

## Cambridge to Ely, Peterborough and Norwich

## Sundays

		XC	GN	EM	GN	EM		GN	EM	GN	GN
		◇	◇	◇	◇	◇	◇	◇	◇	◇	◇
London Liverpool St	⊕ d				1928		2028			2128	2228
Stansted Airport	+ d	1925			2025		2104	2118		2225	2304
<b>Cambridge</b>	⊕ d	2000	2006		2106		2152	2206		2306	0007
Waterbeach	d		2012		2112			2212		2312	0013
Ipswich	⊕ d										
Ely	⊕ a	2014	2022		2122		2206	2222		2322	0023
Ely	d	2015		2036		2144	2207		2229		
Manea	d										
March	d	2032									
Whittlesea	d										
<b>Peterborough</b>	⊕ a	2051				2216					
Shippea Hill	d										
Lakenheath	d										
Brandon	d						2223				
Thetford	d			2057			2231		2250		
Harling Road	d										
Eccles Road	d										
Attleborough	d			2111			2246		2304		
Spooner Row	d										
Wymondham	d			2118			2254		2311		
<b>Norwich</b>	⊕ a			2137			2313		2324		

**LONDON'S**  
 = DOUBLE THE =  
**FUN**  
 ★★ ★★ when you ★★ ★★  
**2FOR1**

Offers on over  
 150 attractions when  
 you take the train with  
**Abellio Greater Anglia**

[abelliogreateranglia.co.uk/2for1](http://abelliogreateranglia.co.uk/2for1)

## Norwich, Peterborough and Ely to Cambridge

## Mondays to Fridays

		GN		GN		EM	GN		EM	GN		EM
		1	1	1	1	1	1	1	1	1	1	1
Norwich	d			0533	0550						0633	0651
Wymondham	d			0545	0602						0645	
Spooner Row	d											
Attleborough	d			0552	0609						0652	
Eccles Road	d											
Harling Road	d											
Thetford	d			0606	0623						0706	0719
Brandon	d			0614							0714	
Lakenheath	d											
Shippea Hill	d											
Peterborough	d								0627			
Whittlesea	d											
March	d								0643			
Manea	d											
Ely	a			0631	0645				0701		0731	0740
Ely	d	0526	0552	0622	0632		0647	0650		0722	0730	0733
Ipswich	a											
Waterbeach	d	0536	0601	0632				0659		0732		
Cambridge	a	0542	0610	0639	0652		0703	0708		0739	0747	0753
Stansted Airport	+ a		0709					0809				
London Liverpool St	⊖ a	0705	0725	0755				0825		0855	0920	

		GN	XC	GN		EM	GN		EM	XC	GN	GN
		1	1	1	1	1	1	1	1	1	1	1
Norwich	d								0737	0757		
Wymondham	d								0749			
Spooner Row	d											
Attleborough	d								0756			
Eccles Road	d											
Harling Road	d											
Thetford	d								0810	0824		
Brandon	d								0818			
Lakenheath	d											
Shippea Hill	d											
Peterborough	d		0712			0736		0750			0818	
Whittlesea	d		0720					0758				
March	d		0731			0752		0809			0834	
Manea	d		0738					0817				
Ely	a		0751			0811		0831	0837	0845	0852	
Ely	d	0748	0752	0756	0802		0826	0832	0839		0852	0858
Ipswich	a							0928				
Waterbeach	d	0757			0811			0836			0908	0938
Cambridge	a	0804	0807	0810	0820		0843		0859		0908	0915
Stansted Airport	+ a		0839								0940	1000
London Liverpool St	⊖ a			0935	0950			1015			1031	

We care about making  
your journeys better



Find out how we are investing  
to improve your journeys at

[abelliogreateranglia.co.uk/improving](http://abelliogreateranglia.co.uk/improving)

0640 Cycle restrictions apply. See page 5 for details

For reference to notes, please see page 5-6



## Norwich, Peterborough and Ely to Cambridge

## Mondays to Fridays

		EM	EM	XC	GN	EM	GN		EM	XC	EM	
		□	◇	◇	□◇	□	◇	□	□	◇	□◇	◇
<b>Norwich</b>	d	0840		0857					0940	0957		
Wymondham	d	0852							0952			
Spooner Row	d											
Attleborough	d	0859							0959			
Eccles Road	d											
Harling Road	d											
Thetford	d	0913		0924					1013	1024		
Brandon	d	0921							1021			
Lakenheath	d											
Shippea Hill	d											
<b>Peterborough</b>	d	0859			0918		0940		0950		1018	1045
Whittlesea	d								0958			
March	d				0934				1009		1034	
Manea	d								1017			
<b>Ely</b>	a	0938	0942	0945	0951		1013		1031	1038	1045	1052
<b>Ely</b>	d	0939			0952	1008		1025	1032	1039		1052
Ipswich	a								1128			
Waterbeach	d					1017		1035				
<b>Cambridge</b>	a	0959			1008	1024		1041		1059		1108
Stansted Airport	+ a				1040							1140
London Liverpool St	⊖ a	1114			1133					1214		1233

		GN		EM	XC	EM	GN		EM	XC	EM	GN
		□	□	◇	□◇	◇	□	□	◇	□◇	◇	□
<b>Norwich</b>	d		1040	1057					1140	1157		
Wymondham	d		1052						1152			
Spooner Row	d											
Attleborough	d		1059						1159			
Eccles Road	d											
Harling Road	d											
Thetford	d		1113	1124					1213	1224		
Brandon	d		1121						1221			
Lakenheath	d											
Shippea Hill	d											
<b>Peterborough</b>	d				1118	1141		1150			1218	1242
Whittlesea	d							1158				
March	d				1134			1209			1234	
Manea	d							1217				
<b>Ely</b>	a		1138	1146	1152	1213		1231	1238	1245	1252	1314
<b>Ely</b>	d		1125	1139	1152		1225	1232	1239		1252	1326
Ipswich	a							1328				
Waterbeach	d		1135				1235					1336
<b>Cambridge</b>	a		1141	1159	1208		1241		1259		1308	1342
Stansted Airport	+ a				1240						1340	
London Liverpool St	⊖ a		1314		1331				1414		1431	

LONDON'S  
= DOUBLE THE =  
**FUN**  
★★★★ when you ★★★★★  
**2FOR1**

Offers on over  
150 attractions when  
you take the train with  
**Abellio Greater Anglia**

[abelliogreateranglia.co.uk/2for1](http://abelliogreateranglia.co.uk/2for1)

## Norwich, Peterborough and Ely to Cambridge

## Mondays to Fridays

		EM	XC	EM	GN			EM	XC	EM	GN
		◇	◇	◇	◇	◇	◇	◇	◇	◇	◇
<b>Norwich</b>	d	1240	1257					1340	1357		1440
Wymondham	d	1252						1352			1452
Spooner Row	d										
Attleborough	d	1259						1359			1459
Eccles Road	d										
Harling Road	d										
Thetford	d	1313	1324					1413	1424		1513
Brandon	d	1321						1421			1521
Lakenheath	d										
Shippea Hill	d										
<b>Peterborough</b>	d			1318	1341					1418	1441
Whittlesea	d					1358					
March	d			1334		1409			1434		
Manea	d					1417					
<b>Ely</b>	a	1338	1345	1352	1413		1431	1438	1445	1452	1513
<b>Ely</b>	d	1339		1352		1425	1432	1439		1452	1525
Ipswich	a					1528					
Waterbeach	d				1435						1535
<b>Cambridge</b>	a	1359		1408		1441		1459		1508	1541
Stansted Airport	+ a			1440						1540	
London Liverpool St	⊖ a	1514		1531				1615		1633	1716

		EM	XC	GN	EM	GN		EM	XC	GN	EM	GN
		◇	◇	◇	◇	◇	◇	◇	◇	◇	◇	◇
<b>Norwich</b>	d	1457						1540	1548			
Wymondham	d							1552				
Spooner Row	d											
Attleborough	d							1559	1605			
Eccles Road	d								1610			
Harling Road	d								1614			
Thetford	d	1524						1613	1623			
Brandon	d							1621				
Lakenheath	d											
Shippea Hill	d											
<b>Peterborough</b>	d		1518		1540		1550			1618	1641	
Whittlesea	d					1558						
March	d		1534			1609			1634			
Manea	d					1617						
<b>Ely</b>	a	1545	1552		1613		1631	1638	1644	1652		1713
<b>Ely</b>	d		1552	1606		1625	1632	1639		1652	1709	1726
Ipswich	a					1728						
Waterbeach	d			1616		1635				1718		
<b>Cambridge</b>	a		1608	1622		1641		1659		1708	1725	1741
Stansted Airport	+ a		1640							1740		
London Liverpool St	⊖ a		1732	1746		1816				1838		1916

# All aboard for the £10 Railcard

For you or a friend

With the **Annual Gold  
Card Season Ticket**

[abelliogreateranglia.co.uk/goldcard](http://abelliogreateranglia.co.uk/goldcard)



## Norwich, Peterborough and Ely to Cambridge

## Mondays to Fridays

		EM	XC	GN	EM	GN		EM	XC	GN	EM	
		□	◇	□◇	□	◇	□	□	◇	□◇	□	◇
<b>Norwich</b>	⌚ d	1638	1657					1735	1754			
Wymondham	d	1650	1709					1747	1806			
Spooner Row	d	1654x										
Attleborough	d	1659						1754	1813			
Eccles Road	d							1759				
Harling Road	d							1803				
Thetford	d	1713	1727					1813	1827			
Brandon	d	1721						1821				
Lakenheath	d											
Shippea Hill	d											
<b>Peterborough</b>	⌚ d			1718		1743		1750			1818	1845
Whittlesea	d			1726				1758				
March	d			1737				1809			1834	1900
Manea	d			1745				1817				
<b>Ely</b>	⌚ a	1738	1748	1758		1817		1831	1839	1848	1852	1919
<b>Ely</b>	⌚ d	1739		1759	1808		1829	1832	1839		1852	1908
Ipswich	⌚ a							1928				
Waterbeach	d			1817								1917
<b>Cambridge</b>	⌚ a	1759		1816	1824		1843	1859			1908	1924
Stansted Airport	+ a			1854							1940	
London Liverpool St	⊖ a			1945e			2015				2033	

		XC		EM	XC	GN	EM	GN		XC	GN	XC	
		□◇	□	◇	□◇	□	◇	□	□	□◇	□	□◇	
<b>Norwich</b>	⌚ d		1840	1857						1940			
Wymondham	d		1852							1952			
Spooner Row	d												
Attleborough	d		1859							1959			
Eccles Road	d												
Harling Road	d												
Thetford	d		1913	1924						2013			
Brandon	d		1921							2021			
Lakenheath	d												
Shippea Hill	d												
<b>Peterborough</b>	⌚ d	1859			1918		1942	1950		2018		2118	
Whittlesea	d							1958					
March	d	1915			1934			2009		2034		2134	
Manea	d							2017					
<b>Ely</b>	⌚ a	1933	1938	1948	1952		2015	2031	2039	2052		2152	
<b>Ely</b>	⌚ d	1934	1939		1952	2010		2029	2032	2039	2052	2108	2152
Ipswich	⌚ a							2128					
Waterbeach	d					2020					2118		
<b>Cambridge</b>	⌚ a	1952	1959		2008	2026		2043	2059	2108	2124	2208	
Stansted Airport	+ a				2040					2140		2252	
London Liverpool St	⊖ a		2114		2131					2214	2231	2314	2346e

Save 60% on  
child fares







With the Annual Gold  
Card Season Ticket

[abelliogreateranglia.co.uk/goldcard](http://abelliogreateranglia.co.uk/goldcard)



## Norwich, Peterborough and Ely to Cambridge

Mondays to Fridays

		GN	EM		XC	GN	
		□	◇	□	□	□◇	□
<b>Norwich</b>	 d			2115			2240
Wymondham	d			2127			2252
Spooner Row	d						
Attleborough	d			2134			2259
Eccles Road	d						
Harling Road	d						
Thetford	d			2148			2313
Brandon	d			2156			2321
Lakenheath	d						
Shippea Hill	d						
<b>Peterborough</b>	 d		2139		2145	2218	
Whittlesea	d				2153		
March	d				2204	2236	
Manea	d				2212		
<b>Ely</b>	 a		2213	2216	2225	2254	2338
<b>Ely</b>	 d	2208		2216	2226	2254	2300
Ipswich	 a				2321		
Waterbeach	d	2218					2310
<b>Cambridge</b>	 a	2224		2235		2310	2316
Stansted Airport	+ a						
London Liverpool St	⊖ a			0018			

We care about making  
your journeys better

Find out how we are investing  
to improve your journeys at

[abelliogreateranglia.co.uk/improving](http://abelliogreateranglia.co.uk/improving)



## Norwich, Peterborough and Ely to Cambridge

## Saturdays

		GN	GN		EM	EM	GN		EM	XC	EM	GN
		□	□	□	◇	◇	□	□	◇	□◇	◇	□
Norwich	d			0537	0550			0640	0653			
Wymondham	d			0549	0602			0652				
Spooner Row	d											
Attleborough	d			0556	0609			0659				
Eccles Road	d											
Harling Road	d											
Thetford	d			0610	0623			0713	0722			
Brandon	d			0618				0721				
Lakenheath	d											
Shippea Hill	d											
Peterborough	d					0627				0712	0735	0750
Whittlesea	d									0720		0758
March	d					0643				0731	0751	0809
Manea	d									0738		0817
Ely	a			0635	0644	0701		0738	0745	0752	0811	0831
Ely	d	0525	0625	0636			0725	0739		0752		0825
Ipswich	a											0928
Waterbeach	d	0535	0635				0735					0835
Cambridge	a	0541	0641	0656			0741	0759		0808		0841
Stansted Airport	+ a	0641		0741						0839		
London Liverpool St	⊖ a	0714		0814				0914		0931		

		EM	XC	GN	GN	EM		EM	XC	GN	EM	GN
		□	◇	□◇	□	□	◇	□	◇	□◇	□	◇
Norwich	d	0740	0757					0840	0857			
Wymondham	d	0752						0852				
Spooner Row	d											
Attleborough	d	0759						0859				
Eccles Road	d											
Harling Road	d											
Thetford	d	0813	0824					0913	0924			
Brandon	d	0821						0921				
Lakenheath	d											
Shippea Hill	d											
Peterborough	d			0818		0858				0918		0943
Whittlesea	d											
March	d			0834						0934		
Manea	d											
Ely	a	0838	0845	0852			0931	0938	0945	0951		1016
Ely	d	0839		0852	0859	0925		0939		0952	0959	1025
Ipswich	a											
Waterbeach	d					0935						1035
Cambridge	a	0859		0908	0913	0941		0959		1008	1014	1041
Stansted Airport	+ a			0940	1000					1040	1100	
London Liverpool St	⊖ a	1014		1031	1044			1114		1131	1144	

For up to date news and offers



## Norwich, Peterborough and Ely to Cambridge

Saturdays

			EM	XC	EM	GN		EM	XC	EM	GN	
	□	□	◇	□◇	◇	□	□	◇	□◇	◇	□	□
<b>Norwich</b>	d	0938	0957				1040	1057				
Wymondham	d	0950					1052					
Spooner Row	d											
Attleborough	d	0957					1059					
Eccles Road	d											
Harling Road	d											
Thetford	d	1011	1024				1113	1124				
Brandon	d	1019					1121					
Lakenheath	d	1024x										
Shippea Hill	d											
<b>Peterborough</b>	d	0950		1018	1040				1118	1141		1150
Whittlesea	d	0958										1158
March	d	1009		1033					1134			1209
Manea	d	1017										1217
<b>Ely</b>	a	1031	1038	1045	1051	1113	1138	1146	1151	1213		1231
<b>Ely</b>	a	1032	1039		1052		1125	1139	1152		1225	1232
Ipswich	a	1128										1328
Waterbeach	d					1135						1235
<b>Cambridge</b>	a		1059		1107		1141	1159	1208		1241	
Stansted Airport	+ a				1140				1240			
London Liverpool St	⊖ a		1214		1231		1314		1331			

			EM	XC	EM	GN		EM	XC	EM	GN	
	□	◇	□◇	◇	□	□	□	◇	□◇	◇	□	□
<b>Norwich</b>	d	1140	1157				1240	1257				1340
Wymondham	d	1152					1252					1352
Spooner Row	d											
Attleborough	d	1159					1259					1359
Eccles Road	d											
Harling Road	d											
Thetford	d	1213	1224				1313	1324				1413
Brandon	d	1221					1321					1421
Lakenheath	d											
Shippea Hill	d											
<b>Peterborough</b>	d			1218	1240				1318	1340		1350
Whittlesea	d											1358
March	d			1234					1334			1409
Manea	d											1417
<b>Ely</b>	a	1238	1245	1252	1313		1338	1345	1352	1413		1431
<b>Ely</b>	a	1239		1252		1325	1339		1352		1425	1432
Ipswich	a											1528
Waterbeach	d					1335					1435	
<b>Cambridge</b>	a	1259		1308		1341	1359		1408		1441	1459
Stansted Airport	+ a			1340					1440			
London Liverpool St	⊖ a	1414		1431			1514		1531			1614

# All aboard for the £10 Railcard

For you or a friend

With the **Annual Gold  
Card Season Ticket**

[abelliogreateranglia.co.uk/goldcard](http://abelliogreateranglia.co.uk/goldcard)



## Norwich, Peterborough and Ely to Cambridge

## Saturdays

		EM	XC	EM	GN		EM	XC	EM	GN		EM		
		◇	◇	◇	◇	◇	◇	◇	◇	◇	◇	◇		
Norwich	d	1357				1440	1457					1535	1552	
Wymondham	d					1452						1547		
Spooner Row	d													
Attleborough	d					1459						1554	1609	
Eccles Road	d											1559		
Harling Road	d											1603		
Thetford	d	1424				1513	1524					1613	1623	
Brandon	d					1521						1621		
Lakenheath	d													
Shippea Hill	d													
<b>Peterborough</b>	d		1418	1443				1518	1541			1550		
Whittlesea	d											1558		
March	d		1434					1534				1609		
Manea	d											1617		
<b>Ely</b>	a	1445	1452	1518		1538	1545	1552	1613			1631	1638	1645
<b>Ely</b>	a		1452		1525	1539		1552		1625	1632	1639		
Ipswich	a											1728		
Waterbeach	d				1535					1635				
<b>Cambridge</b>	a		1508		1541	1559		1608		1641		1659		
Stansted Airport	+ a		1540					1640						
London Liverpool St	⊖ a		1631			1714		1731				1814		

		XC	EM	GN		EM	XC	EM	GN		EM	XC	
		◇	◇	◇	◇	◇	◇	◇	◇	◇	◇	◇	
Norwich	d				1638	1654					1735	1750	
Wymondham	d				1650	1706					1747	1802	
Spooner Row	d				1654x								
Attleborough	d				1659						1754	1809	
Eccles Road	d										1759		
Harling Road	d										1803		
Thetford	d				1713	1724					1813	1823	
Brandon	d				1721						1821		
Lakenheath	d												
Shippea Hill	d												
<b>Peterborough</b>	d	1618	1639				1718	1740		1750		1818	
Whittlesea	d						1726		1758				
March	d	1634					1737		1809			1834	
Manea	d						1745		1817				
<b>Ely</b>	a	1652	1713		1738	1745	1800	1813		1831	1838	1845	1852
<b>Ely</b>	d	1652		1725	1739		1800		1825	1832	1839	1852	
Ipswich	a									1928			
Waterbeach	d			1735					1835				
<b>Cambridge</b>	a	1708		1741	1759		1815		1841		1859	1908	
Stansted Airport	+ a	1740					1853					1940	
London Liverpool St	⊖ a	1831			1914		1944e			2014		2031	

We care about making  
your journeys better



Find out how we are investing  
to improve your journeys at

[abelliogreateranglia.co.uk/improving](http://abelliogreateranglia.co.uk/improving)

## Norwich, Peterborough and Ely to Cambridge

## Saturdays

		GN	EM		EM	XC	GN	EM		XC	GN	XC		
		□	◇	□	◇	□◇	□	◇	□	□	□◇	□	□◇	
Norwich	⏸ d			1838	1857					1940				
Wymondham	d			1850						1952				
Spooner Row	d													
Attleborough	d			1857						1959				
Eccles Road	d													
Harling Road	d													
Thetford	d			1911	1924					2013				
Brandon	d			1919						2021				
Lakenheath	d													
Shippea Hill	d			1927x										
Peterborough	⏸ d			1844			1918	1941	1950		2018	2118		
Whittlesea	d								1958					
March	d			1901			1934		2009		2034	2134		
Manea	d								2017					
Ely	⏸ a			1919	1938	1945	1952		2014	2031	2038	2052	2152	
Ely	⏸ a	1906			1939		1952	2006		2032	2039	2052	2106	2152
Ipswich	⏸ a									2128				
Waterbeach	d	1916						2016				2116		
Cambridge	⏸ a	1922			1959		2008	2022			2059	2108	2122	2208
Stansted Airport	+ a						2040					2140		2240
London Liverpool St	⊖ a				2114		2131				2214	2231	2314	2331

		GN		EM		XC	GN		GN	
		□	□	◇	□	□◇	□	□	□	
Norwich	⏸ d			2110					2240	
Wymondham	d			2122					2252	
Spooner Row	d									
Attleborough	d			2129					2259	
Eccles Road	d									
Harling Road	d									
Thetford	d			2143					2313	
Brandon	d			2151					2321	
Lakenheath	d									
Shippea Hill	d									
Peterborough	⏸ d			2140	2145	2214				
Whittlesea	d				2153					
March	d				2204	2229				
Manea	d				2212					
Ely	⏸ a			2210	2213	2225	2247		2338	
Ely	⏸ d	2206		2210		2226	2248	2257	2339	2342
Ipswich	⏸ a					2322				
Waterbeach	d	2216					2307		2351	
Cambridge	⏸ a	2222	2229				2303	2313	2359	2359
Stansted Airport	+ a									
London Liverpool St	⊖ a				0014					

**LONDON'S**  
 = DOUBLE THE =  
**FUN**  
 ★★ ★★ when you ★★ ★★  
**2FOR1**

Offers on over  
 150 attractions when  
 you take the train with  
**Abellio Greater Anglia**

[abelliogreateranglia.co.uk/2for1](http://abelliogreateranglia.co.uk/2for1)



## Norwich, Peterborough and Ely to Cambridge

## Sundays

		GN	GN	GN	EM	GN	GN	XC
		□	□	□	◇	□	□	□◇
Norwich	d		0903	1003	1047		1103	1203
Wymondham	d		0915	1015			1115	1215
Spooner Row	d							
Attleborough	d		0922	1022			1122	1222
Eccles Road	d							
Harling Road	d							
Thetford	d		0936	1036	1114		1136	1236
Brandon	d		0944	1044			1144	1244
Lakenheath	d		0949x				1149x	
Shippea Hill	d							
<b>Peterborough</b>	d						1150	1318
Whittlesea	d						1158	
March	d						1209	1334
Manea	d							
<b>Ely</b>	a		1003	1101	1135		1203	1231
<b>Ely</b>	a	0858	0958	1004	1058	1104	1158	1204
Ipswich	a							1328
Waterbeach	d	0908	1008		1108		1208	1308
<b>Cambridge</b>	a	0915	1015	1022	1115	1123	1215	1222
Stansted Airport	+ a	1003	1103	1145	1203	1245	1303	1345
London Liverpool St	⊖ a	1043		1143		1243		1343
								1443

		GN	EM	EM	XC	GN	EM	EM	XC	GN
		□	□	◇	□	◇	□◇	◇	□◇	□
Norwich	d		1303			1347		1403	1453	
Wymondham	d		1315					1415		
Spooner Row	d									
Attleborough	d		1322					1422		
Eccles Road	d									
Harling Road	d									
Thetford	d		1336		1414			1436	1520	
Brandon	d		1344					1444		
Lakenheath	d									
Shippea Hill	d									
<b>Peterborough</b>	d		1343	1350		1418		1458	1518	
Whittlesea	d			1358						
March	d			1409		1434			1534	
Manea	d									
<b>Ely</b>	a		1401	1416	1431	1436	1452	1501	1531	1543
<b>Ely</b>	d	1358	1404		1432		1452	1458	1504	
Ipswich	a				1528					
Waterbeach	d	1408					1508			1608
<b>Cambridge</b>	a	1415	1422			1508	1515	1522		1608
Stansted Airport	+ a	1500				1545	1600			1645
London Liverpool St	⊖ a		1543					1643		

**Sweet, 1/3 off  
selected tickets**

For you and up to three adults

With the **Annual Gold  
Card Season Ticket**

[abelliogreateranglia.co.uk/goldcard](http://abelliogreateranglia.co.uk/goldcard)



## Norwich, Peterborough and Ely to Cambridge

## Sundays

		EM		EM	XC	GN		EM	EM	XC	GN		
		□	◇	□	◇	□◇	□	□	◇	◇	□◇	□	□
Norwich	d	1503	1554					1603		1654			1703
Wymondham	d	1515						1615					1715
Spooner Row	d												
Attleborough	d	1522						1622					1722
Eccles Road	d												
Harling Road	d												
Thetford	d	1536	1621					1636		1721			1736
Brandon	d	1544						1644					1744
Lakenheath	d	1549x											
Shippea Hill	d												
<b>Peterborough</b>	d		1723	1547	1558	1618			1659		1718		
Whittlesea	d			1555									
March	d			1606		1634					1734		
Manea	d												
<b>Ely</b>	a	1603		1625	1631	1652		1701	1732	1745	1752		1801
<b>Ely</b>	d	1604		1629		1652	1658	1704			1752	1758	1804
Ipswich	a			1725									
Waterbeach	d						1708					1808	
<b>Cambridge</b>	a	1622				1708	1715	1722			1808	1815	1822
Stansted Airport	+ a					1745	1800				1845	1900	
London Liverpool St	⊖ a	1743						1843					1943

		GN		EM	EM	XC	GN		EM	EM	XC	GN	
		□	□	◇	◇	□◇	□	□	◇	◇	□◇	□	□
Norwich	d				1754			1803		1856			
Wymondham	d							1815					
Spooner Row	d												
Attleborough	d							1822					
Eccles Road	d												
Harling Road	d												
Thetford	d				1821			1836		1923			
Brandon	d							1844					
Lakenheath	d												
Shippea Hill	d												
<b>Peterborough</b>	d		1745	1757		1818			1849		1918		1947
Whittlesea	d		1753										1955
March	d		1804	1813		1834					1933		2006
Manea	d												
<b>Ely</b>	a		1823	1832	1844	1852		1901	1922	1944	1952		2025
<b>Ely</b>	d	1826	1829			1852	1858	1904			1952	1958	2029
Ipswich	a		1925										2125
Waterbeach	d						1908					2008	
<b>Cambridge</b>	a	1840				1908	1915	1922			2007	2015	
Stansted Airport	+ a					1945	2000				2045	2054	
London Liverpool St	⊖ a							2043					2143

For up to date news and offers



## Norwich, Peterborough and Ely to Cambridge

## Sundays

		EM	XC	GN		EM	XC	GN	EM	XC	GN	
	◇	◇	◇	◇	◇	◇	◇	◇	◇	◇	◇	◇
<b>Norwich</b>	d			2003	2052							2203
Wymondham	d			2015								2215
Spooner Row	d											
Attleborough	d			2022								2222
Eccles Road	d											
Harling Road	d											
Thetford	d			2036	2119							2236
Brandon	d			2044								2244
Lakenheath	d											
Shippea Hill	d											
<b>Peterborough</b>	d	1959	2018			2118		2153	2216			
Whittlesea	d											
March	d		2032			2134		2232				
Manea	d											
<b>Ely</b>	a	2032	2051	2101	2140	2152		2226	2251			2301
<b>Ely</b>	d		2052	2058	2104	2152	2158		2251	2258		2304
Ipswich	a											
Waterbeach	d			2108			2208				2308	
<b>Cambridge</b>	a		2107	2115	2122	2207	2215		2306	2314		2322
Stansted Airport	+ a		2145	2200		2245						
London Liverpool St	⊖ a				2243		2343					

**LONDON'S**  
 = DOUBLE THE =  
**FUN**  
 ★★★★★ when you ★★★★★  
**2FOR1**

Offers on over  
 150 attractions when  
 you take the train with  
**Abellio Greater Anglia**

[abelliogreateranglia.co.uk/2for1](http://abelliogreateranglia.co.uk/2for1)